



LOCAL 60

CONDUCTOR CERTIFICATION
PHYSICAL CHARACTERISTICS
STUDY GUIDE

NORTHEAST
CORRIDOR

PRESENTED BY

GENERAL CHAIRMAN
MIKE REILLY

&

VICE LOCAL CHAIRMAN
JARRETT PARRY

This study guide contains helpful information for those conductors who will be re-certifying on the Northeast Corridor. The Northeast Corridor exam is divided into 4 sections.

SECTION A - NEW YORK TO COUNTY

SECTION B - COUNTY TO MORRIS

SECTION C - PRINCETON JCT TO PRINCETON

SECTION D - HOBOKEN TO HUDSON

SECTION A - NEW YORK TO COUNTY

1) Main Track Rules

Study the Amtrak Special Instructions (240-N1) Signal rules and current of traffic. This accounts for a majority of the questions on the exam.

2) Dispatcher Control

Study the Amtrak station page. Many questions pertain to who controls what tracks. (See attached SI 900-N1 for help.)

***Note:** Be careful of the words "inclusive" and "exclusive" in these questions.

3) Directions

Knowing the directions of travel and sides of your equipment.

North, South, East, West

4) Maximum Authorized Speeds

West Limits of A Int. & East limits of JO & C Ints. (15mph)

North River Tunnels (60mph)

Portal Bridge (60mph)

Newark Penn (35mph)

Curve at Elmora (55mph)

5) Starter Signals-NYPS

Special Instruction 613-T1

Study this SI pertaining to the starter signals in NYPS.

6) North River Tunnel Track Numbers

North Tube (3)

South Tube (2)

7) Signals with Number Plates/ A, KN, C, & JO

Special Instruction 277-T2

Study this SI pertaining to signals with number plates that have a most restrictive aspect of STOP!

8) Station Stops: Secaucus Station

Special Instruction 34-N1

Study this SI pertaining to Eastward/Westward station stops @ Secaucus.

9) Millstone Running Track (County)

Special Instruction 242-N2 (Imperfectly Displayed Signals)

Study this SI pertaining to the Dwarf signal on the Millstone Running Track.

Also this info about the Millstone Running Track:

Who controls it? (CETC-8)

What's the Speed? (Restricted speed not exceeding 10mph)

10) County Yard

Study the County Yard Track Configuration (See attached map)

Study NJT-SI NE 98 (B) County Yard Handbrake application procedures.

11) Train Inspection Detectors (Union to County)

Study SI 72-N1, location of Hot Box detector (MP 29.7)

SECTION B - COUNTY TO MORRIS

1) Main Track Rules

Study the Amtrak Special Instructions (240-N1) Signal rules and current of traffic. This accounts for a majority of the questions on the exam.

2) Dispatcher controls

Study the Amtrak station page. Many questions pertain to who controls what tracks. (See attached SI 900-N1 for help.)

3) Morrisville Yard Tracks

Study the MV yard track configurations. (See attached map)

Study SI MV 98-2(Derails)

Study SI MV 242-1(Approach lit signals)

Speeds at Morris and MY? (30/15 Main and Middle)

4) Train Inspection Detectors

Study SI 72-N1, location of Hot Box detector (MP 51.9)

SECTION C - PRINCETON JCT. TO PRINCETON

1) Main Track Rules

DCS

2) Dispatcher control

RVL Dispatcher

3) Maximum Authorized Speeds

Princeton line (60 mph)

MP 0.1 & MP 0.3 (15mph)

MP 0.3 & MP 0.4 (35mph)

MP 2.0 & MP 2.7 (35mph)

4) Catenary control and voltage

Voltage (12 KV AC)

Control (Power Supervisor ROC)

5) Crossings at grade

Study PR 138 pertaining to the (3) crossings on the PR line.

6) Running Tracks

Study PR 97 pertaining to the (2) running tracks on the PR line.

SECTION D - HOBOKEN TO HUDSON

1) Main Track Rules

Study the NJT Special Instructions (Main track rules in effect) this accounts for a majority of the questions on the exam.

2) Maximum Authorized speeds

Depot tracks (10 mph)

West end of the depot & Eastward home signal of terminal (15mph)

Bergen Tunnels (30 mph)

3) Horn Signals Hoboken

Study SI ME 19-1(A) (Approaching car wash facility)

4) ABS Signals in Bergen Tunnels

Study SI ME 277-1 pertaining to ABS signals in the Bergen tunnels with High signal aspects.

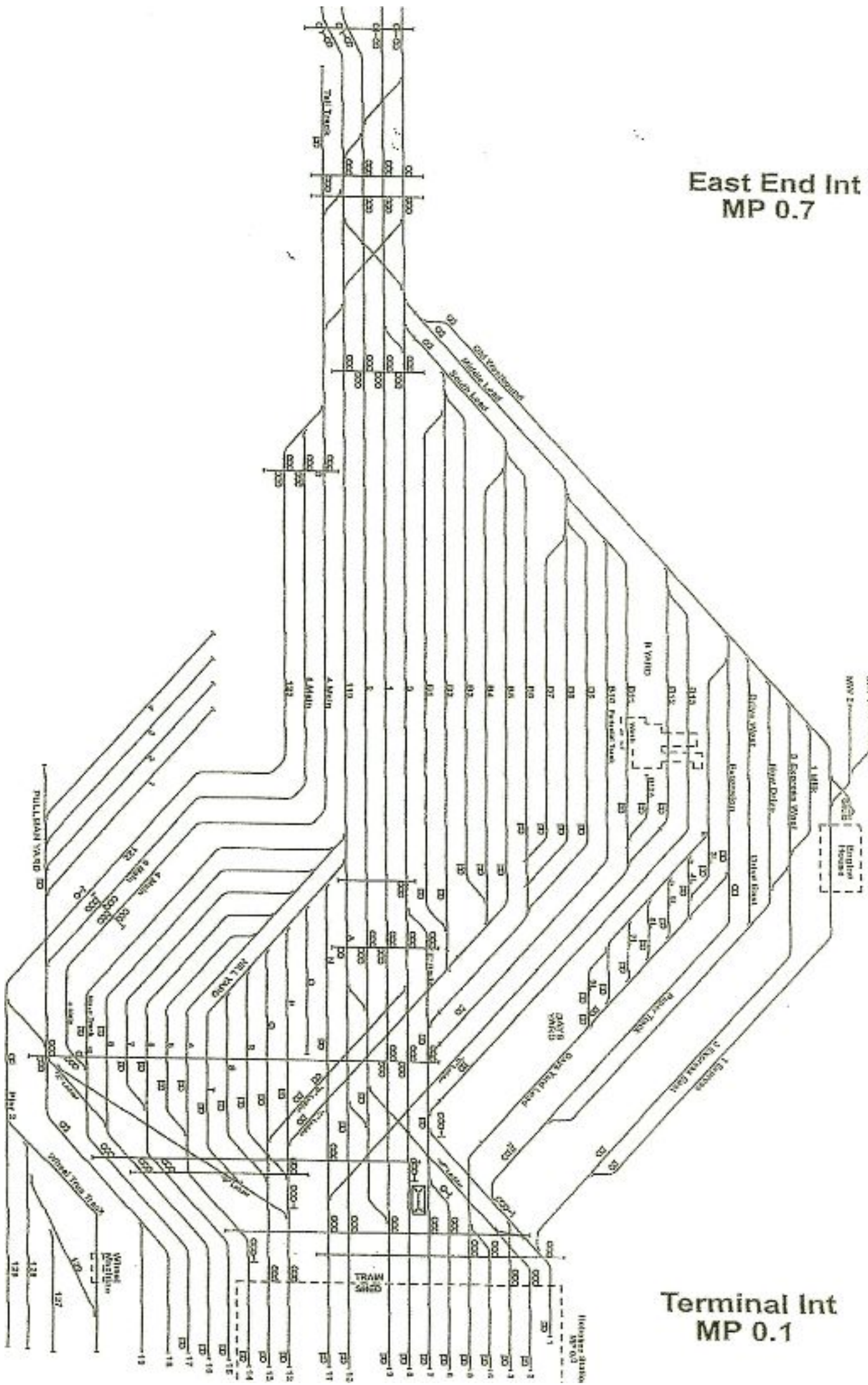
5) Dispatcher Control

Hoboken terminal to Lower Hack (Terminal DSPR.)

900-N1. DISPATCHERS: ASSIGNED TERRITORIES

NORTHEAST DIVISION	
DISPATCHER	TERRITORY
PSCC	A (inclusive) to Bergen (inclusive).
Section A	Bergen (exclusive) to Hudson (exclusive).
Section B	Hudson (inclusive) to Hunter (inclusive).
CETC-9	Hunter (exclusive) to Roads (inclusive).
CETC-8	Roads (exclusive) to Ham (exclusive).
CETC-7	Ham (inclusive) to Holmes (exclusive).
MID-ATLANTIC DIVISION	
DISPATCHER	TERRITORY
CETC-6	Holmes (inclusive) to Girard (inclusive).

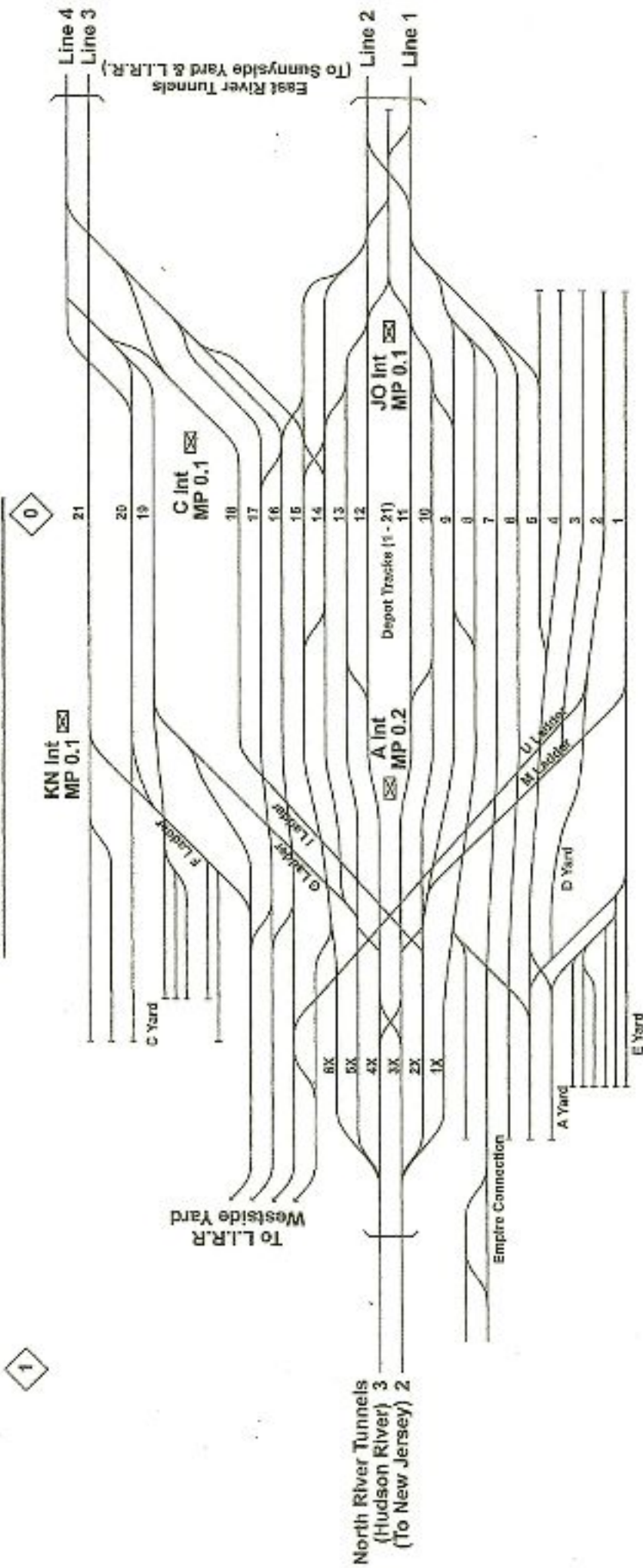
East End Int
MP 0.7



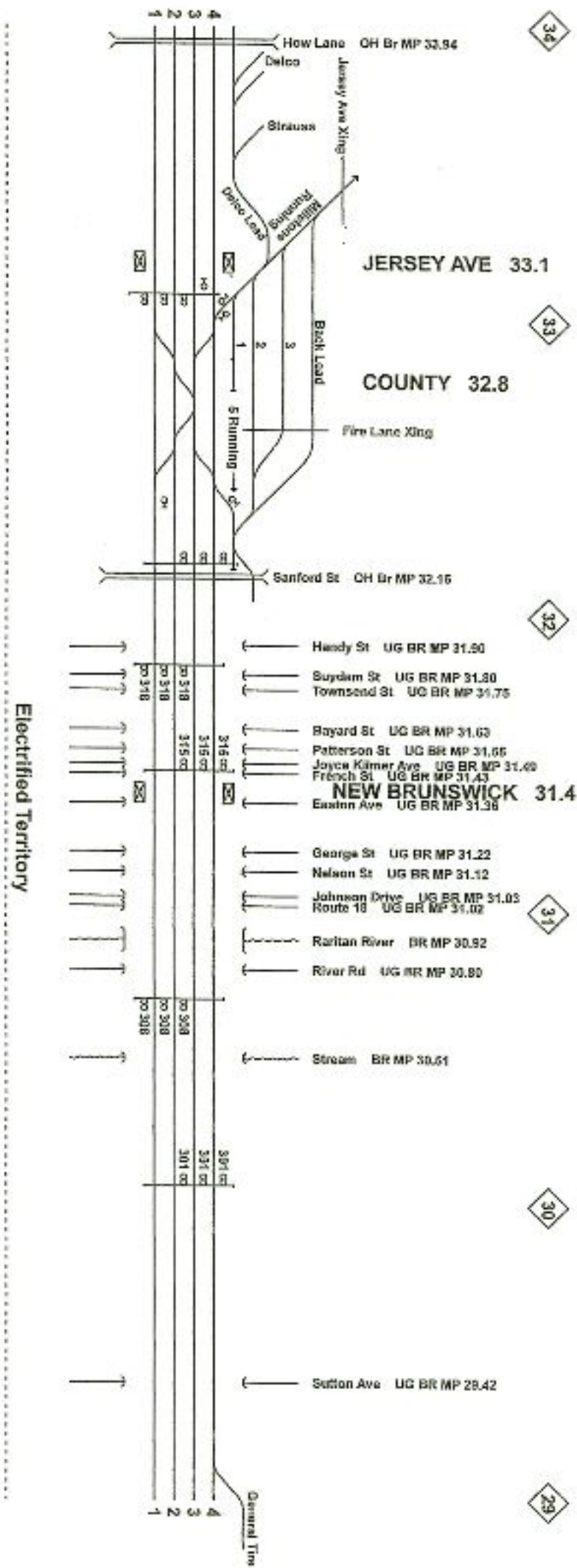
Terminal Int
MP 0.1

AMTRAK
NORTHEAST CORRIDOR LINE

PENN STATION NEW YORK MP 0.0



AMTRAK NORTHEAST CORRIDOR LINE



MORRISVILLE YARD

